






## Inner DC Blocks




DC Blocks are primarily used to remove DC currents or voltages in RF circuits without affecting the RF signal through the main transmission path.

DrawCom's RoHS compliant, Inner DC Blocks cover wireless band applications from 0.400 – 3.000 GHz. Available in 7/16 DIN, SMA, N, BNC & TNC configurations with RF power ratings to 500 watts (2.5 kW peak) and breakdown voltages to 2.5 kV making them ideal for eliminating unwanted DC voltages or surges to tower top amplifiers. STOCK - 2 weeks ARO. Made in USA.

### Selection Guide

Part No.	Model	Average Power (W)	Peak Power (W)	Freq. (GHz)	VSWR (Max)	Voltage Rating (Volts)	Insertion Loss (Max)	Length (in) Diameter (in) Weight (g)
500-1N		100	1000	0.4-0.8 0.8-3.0	1.40:1 1.20:1	250	0.3 dB	L=2.20 D=0.82 W=80
500-1S		80	1000	0.4-0.8 0.8-3.0	1.40:1 1.20:1	250	0.3 dB	L=1.31 D=11/32 Hex W=62
500-1B		100	1000	0.4-0.8 0.8-3.0	1.40:1 1.20:1	250	0.3 dB	L=1.82 D=0.57 W=62
500-1T		100	1000	0.4-0.8 0.8-3.0	1.40:1 1.20:1	250	0.3 dB	L=1.82 D=0.59 W=62
590-11		500	2500	0.4-0.8 0.8-2.5	1.40:1 1.15:1	2500	0.3 dB	L=4.15 D=7/16 DIN W=220

## Inner/Outer DC Blocks



DrawCom DC isolators cover all of the mobile radio bands in a single unit minimising losses and VSWR. The isolator is an in-line unit and offers protection against induced DC both inner/inner and outer/outer.

- High RF power rating
- High DC voltage rating
- Small size
- IP65 rated
- Low intermods

### Specifications

<b>Frequency Range</b>	50-500 MHz 800-1000 MHz 1700-2200 MHz
<b>Insertion Loss</b>	<0.1 dB (50-500) <0.2 dB (800-1000) <0.4 dB (1700-2200)
<b>DC Isolation</b>	(inner-inner) 1 kV (outer-outer) 2 kV (inner-outer) 1.4 kV
<b>Power Handling</b>	250 Watts
<b>VSWR</b>	<1.2:1
<b>Temperature Range</b>	-30°C to +65°C

### Selection Guide

Part No.	21-001101	21-001102	21-001104	21-001107
RF Connectors	N F-F	7/16 DIN F-F	N M-F	7/16 DIN M-/F
Environmental	IP54	IP54	IP65	IP65

