


Crossband Couplers



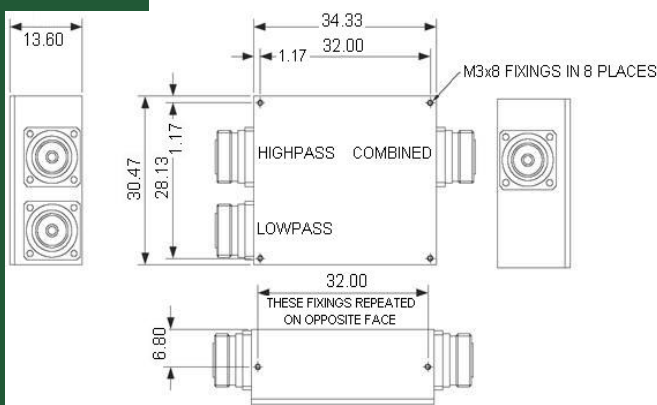
DrawCom's range of crossband couplers offers a compact solution to allow the co-siting of two different frequency bands on to one common output. Designed using high performance filters - either bandpass or highpass/lowpass - these units provide excellent inter-band isolation, low insertion loss and good intermodulation performance. All are sealed to IP65 as standard with a typical MTBF >180,000 hours. Different configurations are available, please contact DrawCom with your outline requirements.

Selection Guide: VHF Couplers

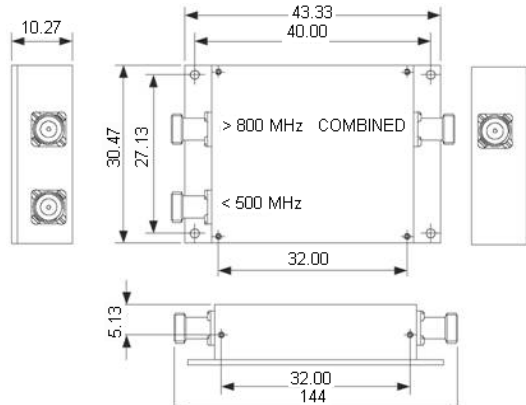
Part No.	07-005702	07-005704	07-005709	07-005701	07-005736
Low Pass (MHz)	0 - 90	0 - 108	0 - 175	0 - 250	0 - 250
High Pass (MHz)	140-500	147 - 500	220 - 500	380 - 500	380 - 500
Power Rating (W)	200	100	200	200	200
Insertion loss (dB max)	0.5	0.5	0.5	0.5	0.3
VSWR	1.3:1	1.3:1	1.3:1	1.3:1	1.3:1
Isolation (dB)	>40	>35	>40	>45	>50
Connectors	N Female	N Female	N Female	N Female	N Female
Temperature Range °C	-20 to +55	-20 to +55	-20 to +55	-20 to +55	-20 to +55

Selection Guide: UHF & Cellular Couplers

Part No.	07-005710	07-005717	07-005719	07-004802	07-005302
Low Pass (MHz)	0 - 400	0 - 175	390 - 405	300 - 500	0 - 500
High Pass (MHz)	450-470	370-2200	457 - 463	800 - 2170	800 - 2000
Power Rating (W)	100	200	200	200	50
Insertion loss (dB max)	0.9	0.5	0.5	<0.8	< 0.5
VSWR	1.3:1	1.3:1	1.3:1	1.2:1 LB / 1.3:1 HB	1.3:1
Isolation (dB)	>30	>60	>40	>40	>60
Connectors	N Female	N Female	N Female	7-16 Female	7-16 Female
Temperature Range °C	-20 to +55	-20 to +55	-20 to +55	-20 to +55	-20 to +55



07-005302



07-004802